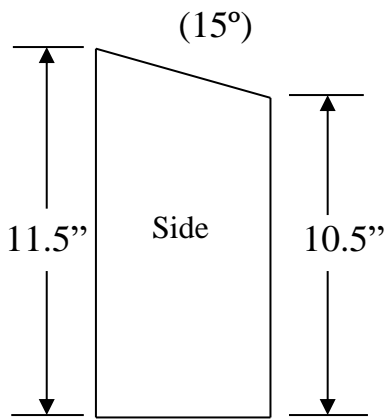
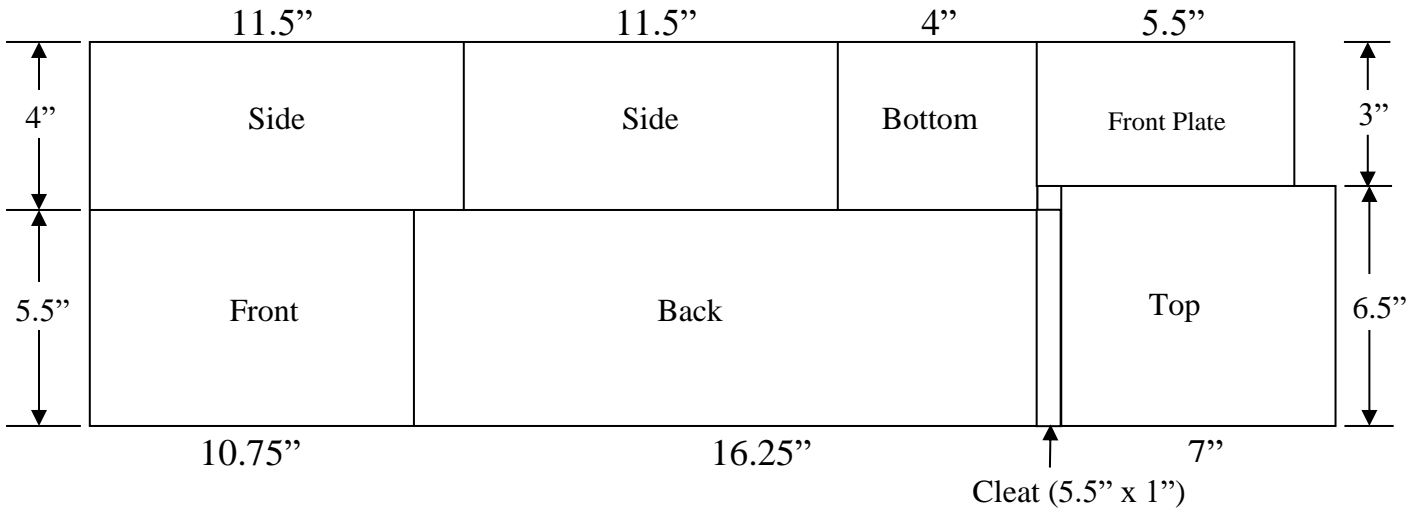
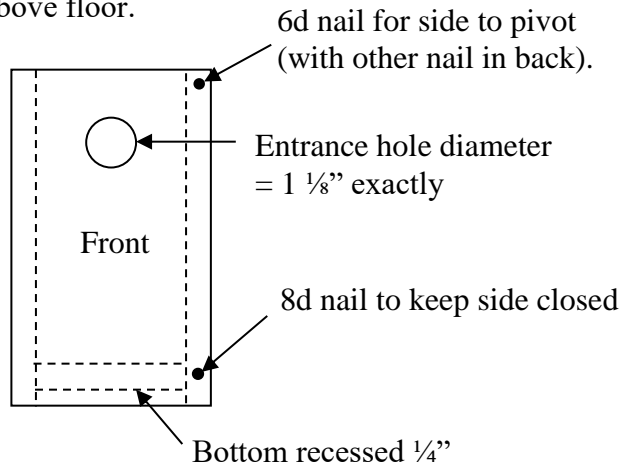


## CHICKADEE AND NUTHATCH HOUSE

**Drawing not to scale. Print this on legal size paper.** Make from  $\frac{3}{4}$ " plywood, or one box can be made from a 6' length of 1" x 8" cedar. For cleaning and inspection one side pivots on 6d galvanized nails and is held closed with another 8d galvanized box nail. The front, back & other side are glued and nailed together. The cleat, if used, is glued and screwed to the back. The Front Plate (predator control) has a centered  $1\frac{1}{8}$ " hole and is just screwed to the front of the house centered on the entrance hole. When the front plate hole gets worn out you can remove the plate and screw on another one. Place the house about 5-15 feet off the ground with entrance facing away from the prevailing winds and storms.



Top of hole exactly  $1\frac{1}{4}$ " below top of front so that bottom of hole is more than 7" above floor.



Cut  $\frac{3}{8}$ " off each corner for drainage.

